


DL-4200H

4" Vertical Flat Frame-in-kit For HID Lamps

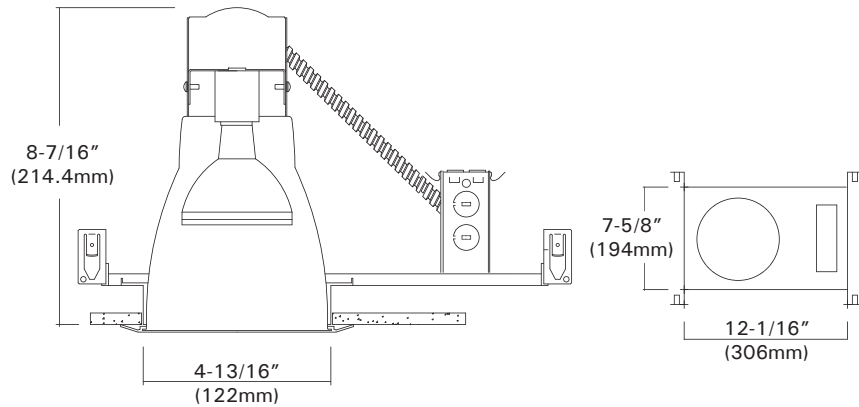
Catalog #		Type
Project		Date
Prepared by		

METAL HALIDE



DESCRIPTION

4" aperture flat frame-in kits for vertical PAR type metal halide lamps. These are designed for use in non-insulated ceiling for natural colored general light on floor and task light with even light beam. Offering a wide choice of trim types including reflector, lensed and wall wash trims.



DESIGN FEATURES

Ceiling Cut-out : 5"

Lamp, Max. Watt. / Ballast : 39W / PAR20MH or 39W / PAR16MH

• Housing Kit

- C-UL listed, NON-IC, thermally protected housing for vertical PAR type metal halide lamps.
- 1-5/8" deep collar may use for various thickness of ceiling.

• Junction Box

- Listed for through branch circuit wiring. (Max. 8 No 12 AWG 90°C branch circuit conductors. (4 in, 4 out))
- (5) 1/2" knockouts with true pry-out slots and (4) knockouts with Romex cable clamp.
- Ground wire provided on J-box.

• Reflector

- Anodized clear, haze, gold, champagne, pewter color finished full reflectors. And anodized reflectors with black or white milled groove baffle collar.

• Bar Hangers

- 24" Bar Hangers provide stability and support on joists and T-Bar Grid ceilings.
- Housing can be positioned at any point within 24" joist span.
- Score lines allow "toolless" shortening for 12" joists. Bar hangers may be repositioned 90 degrees.
- Integral T-bar clips snaps onto T-bars and no additional clips are required.

• Socket

- Medium base porcelain socket 4KV pulse rated with nickel plated screw shell.

• Socket Cup

- Heat sink aluminum cup with vertically adjustable lampholder is used to control multiple beam spreads.
- (2) Legs spring clip snaps into socket hole on the top of reflector.

• Ballast

- Electronic ballast for 120 and 277 volts, 50/60Hz operation high power factor, class A sound rated.

• Thermal Protector

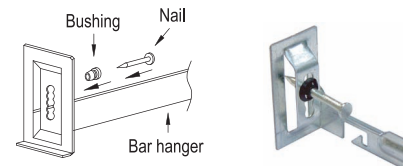
- Self resetting thermal detector on J-box deactivates fixture if overheating occurs due to improper lamping or mis-applied insulation.
- Install varied detectors according to input voltages.

* Listing

- UL, c-UL listed for damp location.
- UL, c-UL listed for feed through.

• Just-A-Nail

Adjustable nail hanger bar for easy alignment.



JUST-A-NAIL

- Pre-installed nail bars with vertical slots are used to evenly align the bars horizontally after nailing halfway into wood joists.

* Optional "Mounting Channel Bracket"

- Commercial mounting kit provided up to 5" vertical adjustment, which accommodates 1/2" EMT conduit, optional HBC-24 bar hanger or lathing channels for T-bar grid or concealed spline ceiling.

Ordering Information

Housing	Ballast	Lamp(s) Watt.	Voltage	Option
DL-4200H	-E : Electronic Metal Halide HID Ballast	39 : 39W	-Blank : 120V -27 : 277V	

Example : DL-4200H-E39

Trims

4" Vertical Metal Halide Trims For


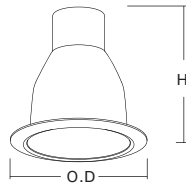
DL-4200H, DL-1420H, DL-1420RH

Catalog #		Type
Project		Date
Prepared by		

METAL HALIDE

TM-149R-H
TM-149RF-H
Specular Open Reflector
39W PAR20MH
 White Metal Trim Ring
 O.D : 6-1/16"
 Height : 6-1/8"

*Symbol (RF) is for Self-flange



TM-149R-H-HC

TM-149R-H-GD

TM-149RF-H-HC

TM-140B-H

Baffle w/ Reflector
39W PAR20MH
 White Metal Trim Ring
 O.D : 6-1/16"
 Height : 6-1/8"



TM-140B-H-WH

TM-140B-H-BK

TM-141-H

Wall Wash w/ Kick-off Plate
39W PAR20MH
 White Metal Trim Ring
 O.D : 6-1/16"
 Height : 6-1/8"



TM-141-H-HC

TM-146B-H

Baffle w/ Fresnel Lens
39W PAR20MH
 White Metal Trim Ring
 O.D : 6-1/16"
 Height : 6-1/8"



TM-146B-H-WH

TM-146B-H-BK

TM-146R-H


Reflector w/ Fresnel Lens
39W PAR20MH
 White Metal Trim Ring
 O.D : 6-1/16"
 Height : 6-1/8"



TM-146R-H-CL

TM-148-H

Reflector w/ Frosted Drop Lens
39W PAR20MH
 White Metal Trim Ring
 O.D : 6-1/16"
 Height : 6-1/8"




TM-148-H-HC

TM-148-H-WH

TM-148S-H

Reflector w/ Frosted 3.5" Center Hole Lens
39W PAR20MH
 White Metal Trim Ring
 O.D : 6-1/16"
 Height : 6-1/8"



TM-148S-H-HC

◆ White metal ring standard.

◆ All trims are damp location, Lens trims are wet location listed.

ORDERING INFORMATION

Choose the catalog / finish codes that best suit your needs and enter it on the appropriate line.

TRIM MODEL	REFLECTOR	LENS	BAFFLE	METAL RING
	CL :Clear	FR :Fresnel	WH :White	WH :White
	WH :White	AS :All Sanded	BK :Black	BK :Black
	GD :Gold	CL :Clear	SN :Satin Nickel	SN :Satin Nickel
	MA :Matte Platinum	CV :Convex Prismatic	AN :Antique Nickel	AN :Antique Nickel
	CP :Champagne	AL :Albalite	AC :Antique Copper	AC :Antique Copper
	PR :Pewter		MO :Mocha	MO :Mocha
	HC :Haze Clear		CA :Cappuccino	CA :Cappuccino
			CH :Chrome	CH :Chrome
			UN :Natural Steel	UN :Natural Steel
			PB :Polished Brass	PB :Polished Brass

Examples:

TM-149R-H-HC-WH = Haze Clear Reflector

TM-140B-H-BK-WH = Black Baffle w/Clear Reflector